

powered by

Q.ANTUM DUO Z

Q.PEAK DUO BLK ML-G9

365-385

ENDURING HIGH
PERFORMANCE



BREAKING THE 20% EFFICIENCY BARRIER

Q.ANTUM DUO Z Technology with zero gap cell layout boosts module efficiency up to 20.6%.



INNOVATIVE ALL-WEATHER TECHNOLOGY

Optimal yields, whatever the weather with excellent low-light and temperature behaviour.



ENDURING HIGH PERFORMANCE

Long-term yield security with Anti LID Technology, Anti PID Technology¹, Hot-Spot Protect and Traceable Quality Tra.Q™.



EXTREME WEATHER RATING

High-tech aluminium alloy frame, certified for high snow (6000 Pa) and wind loads (4000 Pa).



A RELIABLE INVESTMENT

Inclusive 12-year product warranty and 25-year linear performance warranty².



STATE OF THE ART MODULE TECHNOLOGY

Q.ANTUM DUO combines cutting edge cell separation and innovative wiring with Q.ANTUM Technology.

¹ APT test conditions according to IEC/TS 62804-1:2015, method B (-1500V, 168h)

² See data sheet on rear for further information.

THE IDEAL SOLUTION FOR:



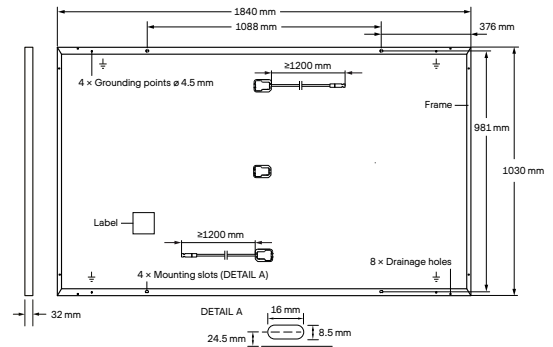
Rooftop arrays on
residential buildings

Engineered in Germany

Q CELLS

MECHANICAL SPECIFICATION

Format	1840 mm × 1030 mm × 32 mm (including frame)
Weight	19.5 kg
Front Cover	2.8 mm thermally pre-stressed glass with anti-reflection technology
Back Cover	Composite film
Frame	Black anodised aluminium
Cell	6 × 22 monocrystalline Q.ANTUM solar half cells
Junction box	53-101 mm × 32-60 mm × 15-18 mm Protection class IP67, with bypass diodes
Cable	4 mm ² Solar cable; (+) ≥ 1200 mm, (-) ≥ 1200 mm
Connector	Stäubli MC4, Hanwha Q CELLS HQC4; IP68



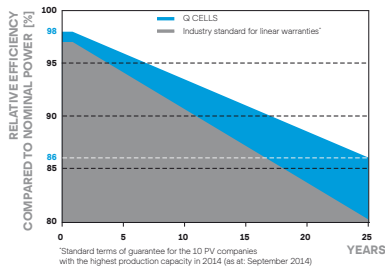
ELECTRICAL CHARACTERISTICS

POWER CLASS				365	370	375	380	385
MINIMUM PERFORMANCE AT STANDARD TEST CONDITIONS, STC ¹ (POWER TOLERANCE +5 W / -0 W)								
Minimum	Power at MPP ¹	P _{MPP}	[W]	365	370	375	380	385
	Short Circuit Current ¹	I _{SC}	[A]	10.40	10.44	10.47	10.50	10.53
	Open Circuit Voltage ¹	V _{OC}	[V]	44.93	44.97	45.01	45.04	45.08
	Current at MPP	I _{MPP}	[A]	9.87	9.92	9.98	10.04	10.10
	Voltage at MPP	V _{MPP}	[V]	36.99	37.28	37.57	37.85	38.13
	Efficiency ¹	η	[%]	≥19.3	≥19.5	≥19.8	≥20.1	≥20.3
MINIMUM PERFORMANCE AT NORMAL OPERATING CONDITIONS, NMOT ²								
Minimum	Power at MPP	P _{MPP}	[W]	273.3	277.1	280.8	284.6	288.3
	Short Circuit Current	I _{SC}	[A]	8.38	8.41	8.43	8.46	8.48
	Open Circuit Voltage	V _{OC}	[V]	42.37	42.41	42.44	42.48	42.51
	Current at MPP	I _{MPP}	[A]	7.76	7.81	7.86	7.91	7.96
	Voltage at MPP	V _{MPP}	[V]	35.23	35.48	35.72	35.96	36.20

¹Measurement tolerances P_{MPP} ± 3%; I_{SC}, V_{OC} ± 5% at STC: 1000 W/m², 25 ± 2°C, AM 1.5 according to IEC 60904-3 • ²800 W/m², NMOT, spectrum AM 1.5

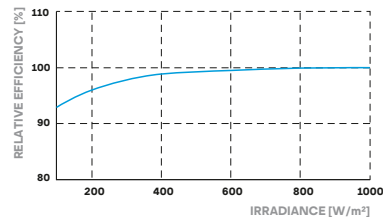
Q CELLS PERFORMANCE WARRANTY

PERFORMANCE AT LOW IRRADIANCE



At least 98 % of nominal power during first year. Thereafter max. 0.5 % degradation per year. At least 93.5 % of nominal power up to 10 years. At least 86 % of nominal power up to 25 years.

All data within measurement tolerances. Full warranties in accordance with the warranty terms of the Q CELLS sales organisation of your respective country.



Typical module performance under low irradiance conditions in comparison to STC conditions (25 °C, 1000 W/m²).

TEMPERATURE COEFFICIENTS

Temperature Coefficient of I _{SC}	α	[%/K]	+0.04	Temperature Coefficient of V _{OC}	β	[%/K]	-0.27
Temperature Coefficient of P _{MPP}	γ	[%/K]	-0.35	Nominal Module Operating Temperature	NMOT	[°C]	43 ± 3

PROPERTIES FOR SYSTEM DESIGN

Maximum System Voltage	V _{SYS}	[V]	1000	PV module classification	Class II
Maximum Reverse Current	I _R	[A]	20	Fire Rating based on ANSI / UL 61730	C / TYPE 2
Max. Design Load, Push / Pull		[Pa]	4000 / 2660	Permitted Module Temperature on Continuous Duty	-40 °C - +85 °C
Max. Test Load, Push / Pull		[Pa]	6000 / 4000		

QUALIFICATIONS AND CERTIFICATES

IEC 61215:2016;
IEC 61730:2016.
This data sheet complies
with DIN EN 50380.



PACKAGING INFORMATION

Vertical packaging	1891mm	1130mm	1200mm	667kg	28 pallets	24 pallets	32 modules
--------------------	--------	--------	--------	-------	------------	------------	------------

Note: Installation instructions must be followed. See the installation and operating manual or contact our technical service department for further information on approved installation and use of this product.

Hanwha Q CELLS GmbH

Sonnenallee 17-21, 06766 Bitterfeld-Wolfen, Germany | **TEL** +49 (0)3494 66 99-23444 | **FAX** +49 (0)3494 66 99-23000 | **EMAIL** sales@q-cells.com | **WEB** www.q-cells.com