



Battery-Box Premium LV BMU Instruction Manual

V 1.1

VALIDITY

This document is valid for the Battery-Box Premium LV BMU (Battery Management Unit) (“**BMU**”) from firmware version 1.0.

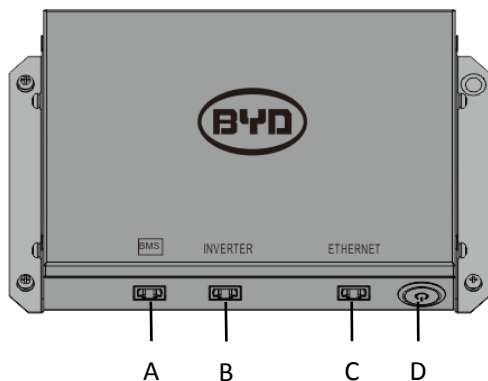
INTENDED USE

BMU is applicable for the BYD Battery-Box Premium LV system(s) (LVS 3.8, LVS 7.7, LVS 11.5, LVS 15.4, LVS 19.2, LVS 23.0 and LVL 15.4) (“**Battery-Box**”), and works as a control unit for the system(s).

PRODUCT DESCRIPTION

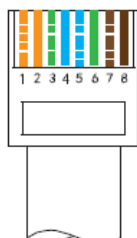
BMU is equipped with a WLAN interface as a standard. Special tools BYD developed could communicate with BMU through it.

The WLAN name and code are on the label of BMU.



- A:** RJ45 port for connection with Battery-Box
- B:** RJ45 port for connection with an inverter
- C:** Ethernet port
- D:** Stop button and status LED

Assignment of Port B



No.	Assignment
1	485-A
2	485-B
3	Unused
4	CAN H
5	CAN L
6	Unused
7	Unused
8	Unused



SCOPE OF DELIVERY

- 1× BMU
- 1× Instruction Manual

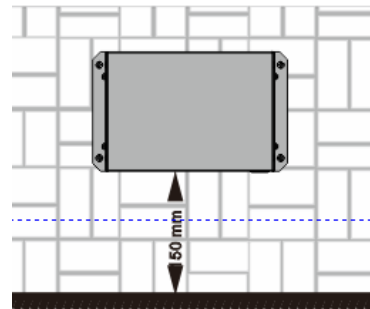
TECHNICAL DATA

Communication	Ethernet/CAN/RS 485
Input voltage*	40-60 V
Input current	200 mA
Weight	1 kg
Dimensions (L×W×H)	250 mm×122 mm×50 mm
Ambient temperature in operation	-10°C to 50°C
Relative humidity (non-condensing)	5% to 85%
Degree of protection (in accordance with IEC 60529)	IP21

*BMU is powered by Battery-Box through the network cable. No other power supply is needed.

MOUNTING

Install BMU on the wall or a rack. The recommended expansion screw size is M4×12. The minimum distance from the ground is 50 mm.



CONNECTION

1. The communication cable between BMU and an inverter cannot be longer than 10 meters. And the cable should be CAT 5 shield or above.
2. Please make sure the correct pins are connected between BMU and an inverter.
3. The connection between BMU and Battery-Box should be the Straight-Through Wired Cable.

COMMISSIONING

1. Make sure an inverter, Battery-Box, and BMU are correctly connected.
2. Press the Start Button on Battery-Box for 3 seconds.



LED STATUS

Flashing white and blue alternatively	White <input type="radio"/> ON		BMU and Battery-Box are initiating.
	Blue <input checked="" type="radio"/> ON		
Glowing white	White <input type="radio"/> ON		Idle (Battery-Box is neither charging nor discharging).
	Blue <input checked="" type="radio"/> ON		
Flashing white slowly	White <input type="radio"/> ON		Battery-Box is charging.
	Blue <input checked="" type="radio"/> ON		
Flashing white quickly	White <input type="radio"/> ON		Battery-Box is discharging.
	Blue <input checked="" type="radio"/> ON		
Flashing white and glowing blue	White <input type="radio"/> ON		Battery-Box is discharging, and the SOC of Battery-Box is below 15%.
	Blue <input checked="" type="radio"/> ON		
Flashing white and blue	White <input type="radio"/> ON		An error has occurred. **
	Blue <input checked="" type="radio"/> ON		

**1s white once then 1s blue several times are a circle, and also error codes. The definition of the error codes could be found in Battery-Box Premium Operating Manual LVL or LVS.

UPDATING FIRMWARE

The firmware of BMU could only be updated when it operates with Battery-Box. Please refer to the Operating Manual of Battery-Box for further information.

DISPOSAL

Dispose of BMU following the locally applicable disposal regulations for electronic waste.



CONTACT

BYD Global Service

bboxservice@byd.com

Telephone: +86 755 89888888-47175

Address: No.3009,BYD Road, Pingshan,
Shenzhen,518118,P.R.China

www.bydbatterybox.com

Social media link

<https://www.facebook.com/BatteryBoxBYD/>

https://twitter.com/BYD_BatteryBox

<https://www.linkedin.com/company/byd-battery-box>

Australia Alps Power Pty Ltd
service @alpspower.com.au
Telephone: +61 2 8005 6688
Address: 14/47-51 Lorraine
St Peakhurst NSW 221
www.alpspower.com.au

Europe EFT-Systems GmbH
service@eft-systems.de
Telephone:
+49 9352 8523999
+44 (0) 2037695998(UK)
+34 91 060 22 67(ES)
+39 02 873683(IT)
Address: Bruchtannenstraße 28, 63801
Kleinostheim, Germany
www.eft-systems.de

South Africa SOLARVILLAGE(PTY)LTD
support @afriplusenergy.co.za
Telephone: + 27 83 3755 486
Address: UNIT 45 DENNEKAMP,
SAILSBURY ROAD,
KENILWORTH, CAPE TOWN,
WESTERN CAPE, 7708

USA EFT USA
USservice@eft-systems.de
Telephone: +1(833) 338-8721
Social media link:
www.eft-systems.de/us

Copyright © BYD Europe B.V. All right is reserved.